

DOOR INSPIRATION



ENTRY DOOR LOOKBOOK



Style Your Way

TAILORED **JUST FOR YOU** AT THE HIGHEST STANDARDS.

ProVia makes it easy to choose beautiful, durable products that complement your aesthetic taste and provide gorgeous curb appeal. This Lookbook highlights our door options in a style-focused arrangement to inspire you and help visualize your perfect entryway. When you combine your selected door style, door glass, paint or stain finish, plus hardware and accessories, the end result is a customized look that reflects your personalized style.

SECURITY | DURABILITY | BEAUTY | ENERGY EFFICIENCY







Index

Anatomy of a Door	05	Door Options	21
Designing Your Door.....	07	Glass Options.....	31
Know Your Style	09	Color Matters.....	39
<i>Door Series</i>		Finish Options.....	41
Embarq.....	11	Hardware & Accessories.....	45
Signet	13	Finishing Touches	47
Legacy	15	Storm Doors.....	51
Heritage	17	Storm Door Hardware.....	55
		Discover More.....	57



Dear Homeowner

Thank you for considering a ProVia exterior door for your home. Whether you're looking for an entry or storm door, we know you desire the best performance, value, and curb appeal. You can count on ProVia for premium-quality products, manufactured using state-of-the-art technology combined with old-world craftsmanship.

At ProVia, we truly care about our customers and our products. Every employee is committed to providing you with an exceptional experience, and we take seriously the trust that homeowners place in us to design and craft building products that excel in durability, energy efficiency, security, and long-lasting beauty.

Brian Miller President & CEO

PROVIA® BUILDS DOORS THE PROFESSIONAL WAY

ProVia has developed a competitive position by catering to a niche within the door market that demands a high degree of customization coupled with outstanding quality. Our company defines the products that meet this demand as "professional-class." We have found success by adhering to a set of core values that guide us as we develop rewarding, long-term relationships with our employees, customers and homeowners.

WHAT MAKES PROVIA PROFESSIONAL-CLASS?

ENTRY SYSTEMS **TAILORED** FOR YOUR HOME

Today's off-the-rack consumer-grade doors, which are mass-produced and not customized for your home, often fall short of expectations and performance.

These shortcomings are the driving force behind ProVia's custom entry doors, built to your home's exact measurements for a precise fit, protection, security, and energy efficiency. The materials that go into our custom-made doors are premium quality and exceptionally durable, far surpassing the ready-made doors at the big-box hardware stores, and our craftsmanship and care for details can be seen in each door we produce.



SECURITY | We ensure the strength and security of every door, so you have peace of mind and can focus on what's really important - your life.



DURABILITY | Crafted with the finest materials and backed by our Lifetime Limited Transferable Warranty, the durability of our products can't be beat.



BEAUTY | A beautiful ProVia entry system will always greet your guests with classic elegance and style.



ENERGY EFFICIENCY | Engineered to keep the elements at bay and your home comfortable all year long.



WE'RE BUILDING YOUR DOORS AND OUR COMPANY TO LAST A LIFETIME- THAT'S THE PROFESSIONAL WAY.

**MULTI
TIME**

Partner of the Year Award



90%+ of Windows and Doors are ENERGY STAR® Certified

Serving alongside



DOORS | WINDOWS | SIDING | STONE | ROOFING



6 Facilities in the United States

1,600+

Associates Nationwide

Doing Business Since

1977

19

Core Values

200+

Metric Tons of CO² Saved Annually

1,900+

Tons of metals, paper, glass and vinyl recycled annually at ProVia facilities



If you ask around, you'll find attention to detail is what our customers have come to appreciate and expect from the ProVia brand. Our company is family-owned and faith-based with an intense focus on producing Professional-Class products. ProVia feels so strongly about the performance and workmanship of our entry systems—built by skilled craftspeople with state-of-the-art manufacturing processes—that they are backed with a Lifetime Limited Warranty, which is even transferable to one subsequent owner.






ANATOMY OF **YOUR DOOR**

The components are the small things that set our doors apart from the competition. A lot of small things add up to a big difference.

Chateau
Legacy Steel
Tacoma Decorative Glass
Color Match Casing and Trim




Pieces & Parts



A THRESHOLD

A threshold covers the entry door sill and provides protection against the elements. The threshold directs water flow out of your home by adding a slight slope towards the outside.



B BULB & BLADE SWEEP

The bulb and blade sweep form a seal between the base of your door slab and threshold, virtually eliminating drafts and keeping your home comfortable year-round.



C WEATHERSTRIPPING

Weatherstripping helps seal the gaps between a door slab and its frame, keeping moisture, wind and dirt out of your home.



D EMBOSING

Embossing is the raised or depressed design in the surface of your door which contributes to the overall style of your door.



E SKIN

Fiberglass and steel door skins are available in a variety of textured and smooth options.



F GLASS

ProVia offers many combinations and styles of glass to fit your door needs.



G GLASS TRIM

High-performance, heat-resistant window trim is warranted not to warp, crack or pull away from the door, even in sunny or higher temperature applications.



H FRAMESAVER®

The door frame is the support around the sides and top of a doorway. ProVia offers four types of frame materials; FusionFrame® is our most popular.



I HARDWARE

Entry door hardware includes different types of knobs, levers and locking systems that provide basic function, security and style.



J STRIKE PLATE

A strike plate located on the door jamb provides extra security where the door latches, preventing unwanted forced entry.



K HINGES

A hinge is a piece of hardware that allows the door slab to open and shut. The color of your hinges are typically matched to your door's hardware.



L CASING

Casing is a type of trim designed to hide the gap between the door frame and the wall. A variety of styles and finishes are available to fit your style.

DESIGNING YOUR DOOR


Imagine Your Entryway with a New Look. ProVia offers you endless possibilities to create a front door that provides a warm, welcoming entry to your home. To simplify the experience, we've categorized the selection process here to get you started. These ideas are just the beginning – you'll discover a myriad of additional color and style options throughout this catalog.

1 DOOR SKIN


Fiberglass and Steel door skins are available in a variety of textured and smooth options.

FIBERGLASS

SIGNET SKIN OPTIONS



EMBARQ SKIN OPTIONS



HERITAGE SKIN OPTIONS



STEEL

LEGACY SKIN OPTIONS



2 CONFIGURATION

Find and customize a configuration that best fits the opening of your home.



3 DOOR STYLES

Your home should reflect your personality. That's why you'll find a wide selection of styles to suit your taste.



4 GLASS

Select from a full line of Decorative, Art, Clear and Privacy Glass, Simulated Divided Lites, Grid Styles & Internal Blinds.



5 FINISH

Our stain and glazed finishes are hand-applied by professional craftsmen, then oven-cured for maximum beauty. Paint finishes are factory applied for a long-lasting, durable finish.



6 HARDWARE & ACCESSORIES

Hardware from Trilennium®, Hoppe®, Emtek®, Brinks® and Schlage® provide some of the most stylish, durable hardware available today. Sometimes the smallest things make the biggest difference. Our accessories add a lot to the look of your entry system.



7 ADD A STORM DOOR

Protect, enhance and ventilate your entryway with a storm door, while adding an extra measure of security.



Know Your Style

DETERMINE THE ARCHITECTURAL CHARACTERISTICS OF YOUR HOME

Whether your architectural preference is traditional, modern, upscale, or low-key, ProVia® is sure to have an entry door style to suit your taste. A wide variety of materials, styles, finishes, and accessories allow you to design a beautiful, welcoming entryway that complements the design and character of your house.

For design inspiration, we've gathered a few architectural style characteristics and suggested a ProVia door to provide the perfect focal point for your front entrance.

The **Colonial** is one of the most popular traditional home styles in the United States. Rectangular in profile and symmetrical in design, Colonials are built with stone, brick, or wood and favor multi-paned, double hung windows, decorative pediments and columns, and pitched roofs. Indoors, the first floor usually houses the kitchen and family room, while the second floor is devoted to beds and baths.

Door: Legacy™ in Enzian Blue Painted Finish




The **Craftsman**, or 'California bungalow' style, is casual, un-ornamental, yet thoroughly charming. Generally constructed of rough-hewn wood, stone, or stucco, it features broad front porches, gabled roofs, and overhanging eaves. Indoors, you may often find simple yet stunning woodwork, such as exposed rafters, built-in shelving, and window seating.

Door: Signet® in Caramel Finish



Romantic and distinctive, **Victorian** homes are instantly recognizable with their steep gabled roofs, asymmetrical shapes, dormers, broad porches, and colorful facades. Features such as scalloped shingles, bay windows, stained glass, and ornamental woodwork impart a grand and glorious air to these extravagantly decorative homes.

Door: Signet in Hibiscus Painted Finish





Modern architecture is notable in its use of clean lines, asymmetric shapes, sustainable materials, flat or low-pitched roofs, large windows incorporating natural light, and open floor plans. Contemporary styles are often dynamic and untraditional, and part of their curb appeal is their ability to blend in with the surrounding landscape.

Door: Legacy in Goldenrod Painted Finish



Ranch-style homes convey simplicity and practicality with their efficient design. One-story or split-level floor plans, pitched roofs, brick exteriors, picture windows and attached garages are signature features of this architectural layout.

Door: Heritage™ in Sandstone Painted Finish



Cape Cod homes are typically one story and feature interior hardwood floors, multi-pane and dormer windows, clapboard siding, and a steep roofline. Often small in square footage and uncomplicated in structure, Cape Cods are simple, practical, and unfussy.

Door: Heritage in Walnut Stain



Distinguishing features of a **Tudor** home include a steep slate roof with multiple dormers and gables, mixed building materials and half timbers, large chimneys, tall, narrow, multi-paned windows, and decorative entryways. Tudor homes emanate a formal, stylized, affluent air.

Door: Embarq® in Chestnut Stain



Scan Me



For more architectural resources.

EMBARQ[®]

FIBERGLASS

Embarq is the most energy-efficient entry door system in the U.S. market, 43% thicker than standard doors and engineered with an integrated channel in the side rails and header to accommodate more insulating foam. It provides an impenetrable barrier against drafts and is ENERGY STAR[®] certified for efficiency.



CUSTOMIZE BOTH SIDES

You can customize your entry by ordering a different series, style and finish on each side of your door.



CUSTOM WIDTHS & HEIGHTS

Need a little more height or a little less width? We offer customized door and sidelite widths and heights in 1/8" increments.



INDUSTRY LEADING

15-YEAR FINISH WARRANTY



Most Embarq Fiberglass Entry Systems are ENERGY STAR[®] Certified.

EMBARQ SKIN OPTIONS

MAHOGANY

CHERRY

OAK

KNOTTY ALDER

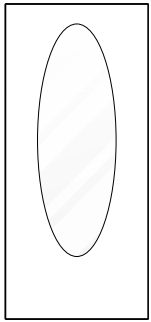
Pairs Well With
Classic/Colonial Home




Attributes of Classic/Colonial Home

- Square or rectangle shape, with the door located in the center and the same number of windows reflected on either side
- High-peaked roof
- Central or end chimneys
- Pillars, dormer windows and brick detailing (mostly in later period homes)

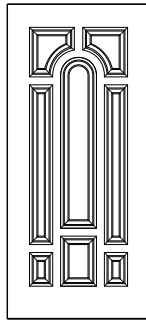
Popular DOOR STYLES




350




006




008



150



400-4P

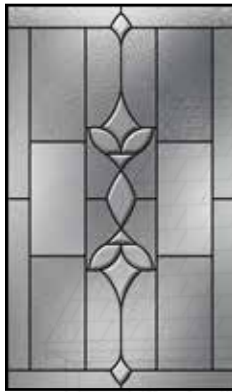


008

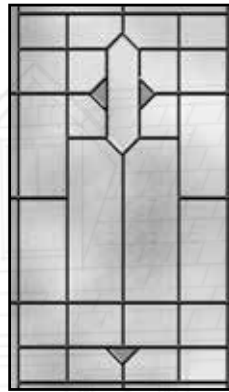
Popular GLASS OPTIONS



Cheyenne



Esmond



Brookhaven



Constance

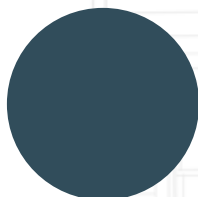


Colonial Grids


Popular FINISH OPTIONS



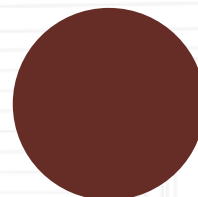
Toffee
Stain



Enzian Blue
Paint



Cinnamon
Stain



Mountain Berry
Paint

SIGNET[®] FIBERGLASS

Our Signet Fiberglass doors have taken fiberglass entry systems to the next level. The embossed woodgrain is an astonishingly accurate representation of real wood. Structurally, the Signet Fiberglass door is far superior to traditional fiberglass doors and unmatched in strength and durability.



CUSTOMIZE BOTH SIDES

You can customize your entry by ordering a different series, style and finish on each side of your door.



CUSTOM WIDTHS & HEIGHTS

Need a little more height or a little less width? We offer customized door and sidelite widths and heights in 1/8" increments.



INDUSTRY LEADING 15-YEAR FINISH WARRANTY



Most Signet Fiberglass Entry Systems are ENERGY STAR[®] Certified.

SIGNET SKIN OPTIONS

MAHOGANY

CHERRY

OAK

KNOTTY ALDER

FIR

SMOOTH

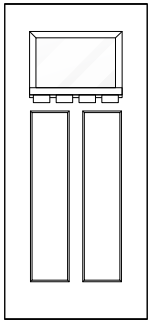
Pairs Well With
Craftsman Home




Attributes of a Craftsman Home

- Low-pitched roof lines, usually done in a hip or gable (triangular) style
- Occasional wide, overhanging eaves
- A covered front porch
- Pillars lining the entry
- Double hung windows
- Single, protruding dormers


Popular DOOR STYLES



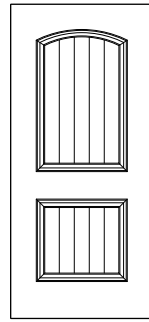
420-DS



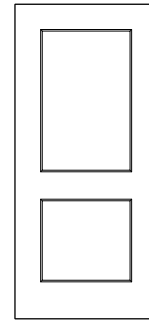
002P-440



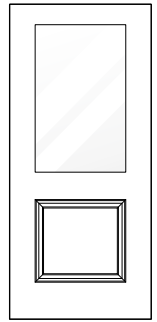
440-1PP



002CP-437



002S



430-1P


Popular GLASS OPTIONS



Carrington




Gemstone



Carmen



Cottage Grids



Tacoma

Popular FINISH OPTIONS



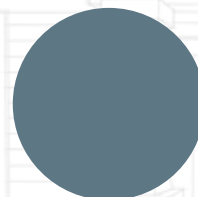
American Cherry
Stain



Sandpiper Beige
Paint



Red Velvet
Glazed Stain



Geneva Blue
Paint

LEGACY™

STEEL

Legacy Steel door features add up to a professional-class product. Whether you select woodgrain textured steel or smooth steel, this entry system will provide an elegant, durable, and energy-efficient addition to any home.



CUSTOMIZE BOTH SIDES

You can customize your entry by ordering a different series, style and finish on each side of your door.



CUSTOM WIDTHS & HEIGHTS

Need a little more height or a little less width? We offer customized door and sidelite widths and heights in 1/8" increments.



INDUSTRY LEADING 10-YEAR FINISH WARRANTY



Most Legacy Fiberglass Entry Systems are ENERGY STAR® Certified.

LEGACY SKIN OPTIONS

SMOOTH

SMOOTH WITH
HIGH-DEFINITION
EMBOSSING

WOODGRAIN
TEXTURED

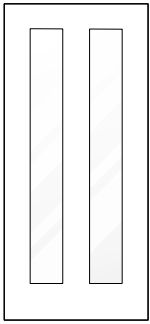
SMOOTH
WITH SHAKER
EMBOSSING

Pairs Well With
Modern Home

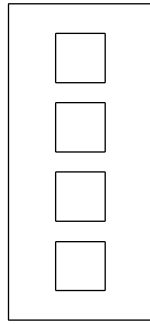
Attributes of a Modern Home

- Asymmetrical footprint and floor plan
- Exaggerated roof lines and slopes
- Mix of building materials
- Custom built to client specifications
- Each home is unique to its environment
- Non-traditional colors

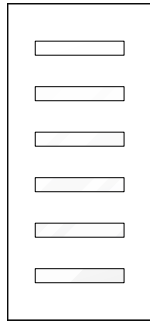
Popular DOOR STYLES



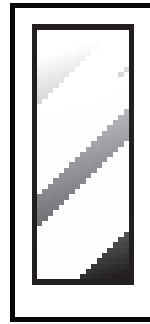
112



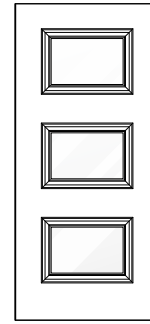
114



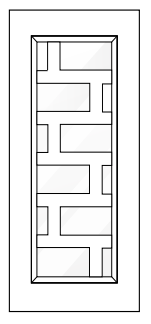
116



460



113

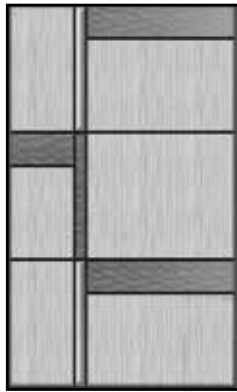


460-M3

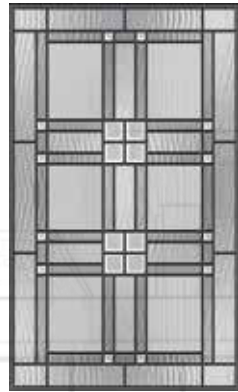
Popular GLASS OPTIONS



Mirage




Manhattan



Laurence



Chinchilla




Berkley

Popular FINISH OPTIONS



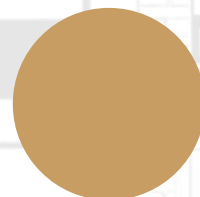
Windy City
Glazed Stain



Nightfall
Paint



Coffee Bean
Stain



Goldenrod
Paint

HERITAGE™ FIBERGLASS

Heritage Fiberglass doors feature enhanced woodgrain texture, improved definition embossing and a hardwood edge to prevent warping.

Heritage Fiberglass doors provide the strength of fiberglass and the classic look of woodgrain. Textured doors are artfully stained or painted with a durable finish that is guaranteed to last.



CUSTOM HEIGHTS

Need a little more or a little less height? We offer customized door and sidelite heights in 1/8" increments.



INDUSTRY LEADING 10-YEAR FINISH WARRANTY



Most Signet Fiberglass Entry Systems are ENERGY STAR® Certified.



HERITAGE SKIN OPTIONS



OAK



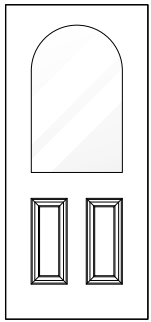
SMOOTH

Pairs Well With
Victorian Home

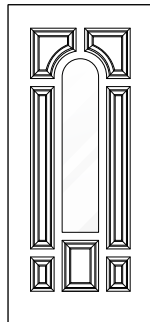
Attributes of a Victorian Home

- Steep, gabled roofs
- Round angles
- Towers, turrets and dormers
- Shapeley windows, especially bay windows
- Stained glass
- Decorative woodwork
- Bright colors


Popular DOOR STYLES



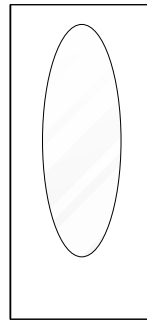
439-2P



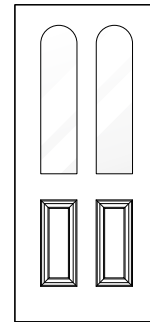
243




206



350



239

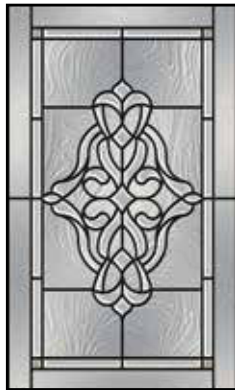


008

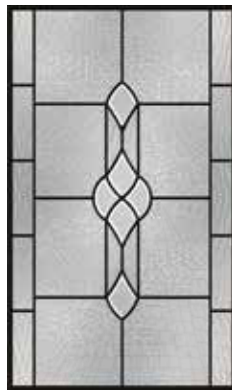
Popular GLASS OPTIONS



Essence



Symphony



Eclipse




Somerset




Florence

Popular FINISH OPTIONS



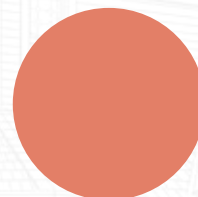
Carmel Stain



Plum Paint



Cinnamon Stain



Hibiscus Paint





“

We offer our customers so many styles, woodgrains, finishes, colors, glass, and hardware for their door. We give homeowners options to customize and make their front door beautiful and one-of-a-kind.

| Account Manager

”

Get Started

DOOR OPTIONS

ProVia proudly offers many styles and extras to fit the needs of your home.



INSCRIBED DOORS

Inscribed doors showcase the true richness of the Signet® Cherry fiberglass panel, and deliver a modern, elegant first impression. Custom designs and address numbers add a unique, contemporary look to your doorstep. Also available with three stainless steel inlay models.

Only available in flush Signet cherry doors



DOORS WITHOUT GLASS

If privacy and uncompromising security is your goal, choose a solid door with a completely smooth finish, or dress it up with a number of panels and grooves for a distinct, refined appearance.



EXTERNAL GRIDS

External Grids are ideal for customizing side and back doors, and garage service doors. Choose between several patterns and add character and depth to these entranceways.


External grids will match the door's paint or stain color.




INTERNAL GRIDS

Internal Grids add style to your clear glass. Choose from pencil or contoured grids, available in several finishes.

Grid Types



Bronze Pencil



Brass Pencil



Satin Nickel Pencil



Painted Contoured



Stained Contoured





SIMULATED DIVIDED LITES

Simulated Divided Lites (SDL) are reminiscent of old-world craftsmanship when separate pieces of glass were joined together with wooden grids. We deliver that same stunning appearance with high-tech stained fiberglass grids combined with the energy-efficient qualities of the ComforTech™ glass packages.

| Grid Types



CRAFTSMAN



CONTOURED



BEVELED GLASS



SIMULATED DIVIDED PANELS

For a stylish and modern look, Simulated Divided Panel fiberglass doors feature wider SDL's (3" and/or 5") applied to the surface of glass on a 460 style Fir door or directly onto the skin of a 001 style Fir door. Numerous configurations and endless paint, glaze or stain colors allow you to create a door design that is contemporary, sophisticated and on-trend.



INTERNAL BLINDS

Internal Blinds are constructed with sturdy white aluminum and enclosed in tempered glass for ease of use and maintenance-free care, so there's no dusting needed. Perfect for blocking the sun and restoring privacy on entry doors, sidelites, and patio doors.

| Internal Blinds are suitable for entry doors, sidelites and patio doors and carry a **20-Year Warranty**



Blind operator as viewed from the interior of your home.



COLORED INTERNAL BLINDS

Suitable for entry doors and patio doors, Colored Internal Blinds are available in neutral hues – cream, tan, silver, and champagne – and the stylish operator is designed for ease of use. Enclosed in tempered glass, so there's no dust to clean.

10-Year Warranty

Blind operator as viewed from the interior of your home.



| Available Colors



Cream



Tan



Silver



Champagne





VINYL SLIDING PATIO DOORS

Vinyl Sliding Patio Doors are tested against the most stringent industry standards for air and water infiltration, wind load resistance, ease of operation, forced entry and much more. This means you'll have lower heating and air-conditioning costs, easier cleaning, low maintenance and increased comfort.

FRENCH DOORS

French doors provide a welcoming entrance in a grand and elegant way. Design a simple yet striking entry with a double configuration, or add sidelites and a transom for a more ornate approach.

STYLES/CONFIGURATIONS



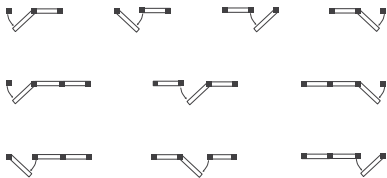
| All door styles are available as a French Door



HINGED PATIO DOORS

Hinged Patio Doors are swinging patio door systems available in 2 or 3-lite units and constructed of the same solid quality Signet® and Heritage™ Fiberglass, and Legacy™ Steel doors as our entry door units.

| Door Swing







GLASS OPTIONS

Let a little light in! ProVia offers several options for glass accents in doors. You can choose a full panel of clear glass for an unobstructed view, privacy glass in a variety of patterns, or beautiful decorative styles and hand-painted designs.

ProVia uses tempered glass in all entry doors, ensuring a hard, strong, heat-resistant panel that is less likely to cause injury if shattered.





“

When you think of most front doors, the glass seems like it's just an afterthought. But our privacy glass patterns, colorful art glass and unique decorative glass designs really make your door stand out and add to the curb appeal.

| Senior Graphic Designer

”

CLEAR GLASS

Clear Glass is suitable for any entryway, allowing full, clear views and natural light to shine through.

LIFETIME LIMITED WARRANTY

Includes Glass Breakage & Seal Failure




PRIVACY GLASS

Privacy glass ensures a high level of obscurement but allows soft light to filter in and illuminate a space.



CHINCHILLA



TAFFETA



WATERFALL



GLUECHIP



OBSCURE PEBBLE



INSPIRATIONS™ ART GLASS

A ProVia exclusive, Inspirations Art Glass is aptly named. Hand-stained designs are expertly crafted by artisans, resulting in a beautiful, inspirational stained glass piece of art.

DESIGNS

The process begins with conceptual design. All Inspirations Art Glass styles originated from the imagination of in-house designers.

RESIN BEAD


The design pattern is created on our computer software and sent to a CNC machine which applies a resin bead to the surface of the glass in one of four stylish colors.

COLOR FILL

Craftsmen hand-apply the color fill inside the resin bead, filling the glass with beautiful hues. A spectrum of beautiful shades is available, empowering you to perfectly portray your design personality.


OUR GUARANTEE

The resin bead and color fill are backed by a Lifetime Limited Warranty, and will not fade, blister or peel away from the glass.



DECORATIVE GLASS

Highly skilled craftsmen assemble hand-beveled glass by precisely cutting, mitering, and soldering each component into artistically designed patterns. Decorative glass exhibits visual character through aesthetic imperfections. These "imperfections" mimic the hand-made glass of centuries past.



Decorative glass achieves its personality through these apparent flaws, and no two pieces are ever identical. Each piece of glass is individually soldered together to create a unique decorative core, and any imperfections are characteristic of hand-made glass, adding to its overall charm and beauty.



ProVia has **many decorative glass styles** to fit your style. Visit the ProVia app or website to view all options.



CLEAR RENAISSANCE



“

People want to know that spending money to improve their home is going to be a good investment. With our products, this is absolutely true because their energy efficiency will save money, and their quality manufacturing means it will last a lifetime and look good in the process.

| Product Manager

”





Color Matters

BEFORE YOU CHOOSE YOUR DOOR COLOR, CONSIDER THE FOLLOWING

When you think of visits from beloved family and friends, what comes to mind? That special moment when guests approach your home and are greeted at the front door with smiles, laughter, and embraces. Front doors are where guests are welcomed with affection and hospitality into your home, and that threshold should reflect your spirit and personality.

ProVia®'s vast selection of wood finishes and paint palettes provides you with ample opportunities to make your entryway a warm, comfortable space. Choosing a finish or color can be a difficult decision, and that's why we have developed our Visualizer Design Tool and Color Lookbook. Your door can be the focal point of your curb appeal, so it's important to choose a style and shade that will offer long-time satisfaction to you.

Signet® doors are available in Cherry and Mahogany woodgrains in rich shades like Toffee, Chestnut, Hazelnut, or Cinnamon, and Oak, Knotty Alder and Fir woodgrains offer shades of Almond, Ginger, Truffle, and Caramel. If you prefer color rather than traditional wood finishes, we offer the whole rainbow and more. Bright reds – Mountain Berry and Vallis; blues and greens – Enzian, Geneva and Forest; earth tones like Sandstone, Clay, and Sterling Gray; elegant darks like Rustic Bronze, Tudor Brown, and Coal Black; and clean whites and tans, like Snow Mist, Café Cream and Sandpiper Beige. And trending colors, like Hibiscus, Robin Egg, Blueberry, Cabernet, and Plum, are ideal for complementing a contemporary, bright exterior or providing a colorful contrast to neutral siding.





To design your signature style, there are no hard and fast rules—beauty is in the eye of the beholder. Be original and try a door with bright paint instead of traditional dark stain on a Tudor-style home. Or, showcase a classic woodgrain on a modern townhouse. The choice is yours!

That said, the following are a few color combinations that are eye-catching and inviting.

Complementary Colors:

Complementary colors are opposite each other on the color wheel, and when paired together, they create dynamic contrast. Complementary colors may also be called "opposite colors."



Monochromatic Colors:

Monochromatic refers to a color scheme that is comprised of variations of one color. The colors range between lighter and darker versions of the base color or hue.



Analogous Colors:

An analogous color scheme creates a rich, monochromatic look. It uses a dominant color paired with supporting colors that are close to or in the same family as the dominant color.



Scan Me




For more color pairing resources.

Get Colorful

FINISH OPTIONS

ProVia doors are painted or stained using a multi-step process that includes preparation of the surface, application of stain or paint, layers of UV-resistant clear coat, hand sanding, and oven curing. Specially formulated wood stains are hand-applied with precision and care by experienced craftsmen, ensuring a deep, rich finish. The process results in a beautiful door with an assurance of lasting durability, and a 7 or 10-year warranty (depending on product) against flaking, checking, blistering, or peeling.

STANDARD & TRENDING PAINT COLORS




Snow Mist




Café Cream




Sandpiper
Beige




Sandstone




Clay



Chateau




Tudor Brown




Rustic Bronze




Robin Egg




Blueberry




Geneva Blue




Enzian Blue




Deep Blue




Sterling Gray




Nightfall




Coal Black




Mountain Berry




Vallis Red




Cabernet




Plum



Hibiscus




Burnt Orange




Goldenrod




Avocado



Moss



Clover



Forest Green

Always refer to our color selector for accurate color representation.



Custom color-matching is also available on Entry Doors, Patio Doors (exterior only), and Storm Doors. For **optimal turnaround**, provide your dealer with a **Sherwin Williams** paint swatch with color name and paint number.

Or provide your dealer with any brand paint swatch. May add additional lead time. Three paint swatches required for sliding patio doors.

“

Applied with care, by professionals. If you buy an entry system and finish it yourself, chances are it's the first door you've ever painted or stained. At ProVia®, stains are hand-applied by professional craftsmen, many who have been perfecting their work for years.

| Stain Line Supervisor

”



STAIN OPTIONS

EMBARQ AND SIGNET STAINS

Cherry & Mahogany Stains (shown on Cherry)



Oak, Knotty Alder & Fir Stains (shown on Oak)



Knotty Alder, Mahogany, Fir, Cherry & Oak **Glazed Finishes** (Shown on Oak)



LEGACY AND HERITAGE STAINS

(shown on Oak)



Always refer to our color selector for accurate color representation.

15-YEAR FINISH WARRANTY*
Embarq and Signet

10-YEAR FINISH WARRANTY*
Legacy and Heritage

*Warranty time period may be limited in extreme exposure applications. See warranty for details.


HARDWARE & ACCESSORIES

Provia's doors are available in a variety of hardware designs and finishes. You'll be sure to find the features and design that will ensure your new front door is the perfect complement to your entryway.

Sometimes the smallest things make the biggest difference, and accessories add a lot to the look of your entry system.



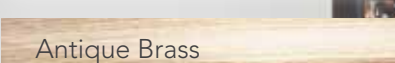
Bright Brass



Satin Brass



Satin Nickel



Antique Brass



Black



Oil Rubbed Bronze





FINISHING TOUCHES

A handsome door surround will provide just the right touch to your new entryway. A rich, warm, sturdy frame and casing or clean, smooth aluminum cladding will protect and enhance your beautiful ProVia® door.



ALUMINUM PRE-FIT CLADDING


Aluminum pre-fit, factory-applied cladding provides a protective covering for unfinished door frames.

- Protective
- Maintenance-free
- Stays beautiful
- Factory applied



PRE-FINISHED FRAME

Available as a textured or smooth frame, providing you with the benefit of a pre-finished, maintenance-free system, along with the beauty of a stain or paint finish that matches your entry door.



Stained Textured Frame



Painted Smooth Frame

CASING

Put the finishing touch on the inside of your entryway with beautiful interior casing. Available in Cherry, Mahogany, Fir, Oak or Poplar wood.

| Styles



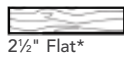
2½" Modern ▲



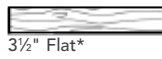
2½" Colonial ▲



3½" Colonial ▲



2½" Flat*



3½" Flat*

Available for any door configuration including transoms.

CUSTOM CASING

Don't see a casing style you need? We have a custom casing program that can meet your needs. Contact your dealer for additional information on custom casing program.







STORM DOORS

Every storm door is individually customized to the highest standards in the residential market for homeowners who appreciate impeccable, uncompromising quality.



“

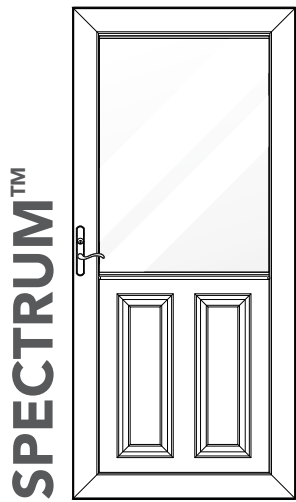
When a customer calls in with a question or dilemma, I put myself in their shoes and really try to understand their issue and empathize with them. We've all been in that situation – just wanting a solution – and my mission is to just make sure they have a good experience.

Customer Service Manager

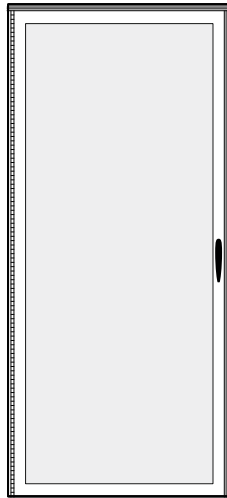
”

STORM DOOR DETAILS

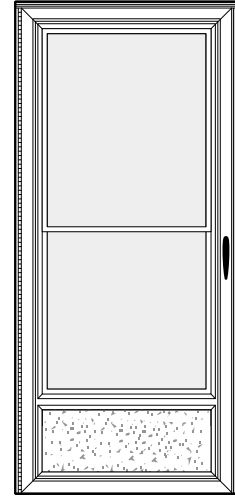
The details are all the small things that set ProVia storm doors apart from the competition, adding up to a big difference in quality, durability, and style.



DURAGUARD™



DELUXE™

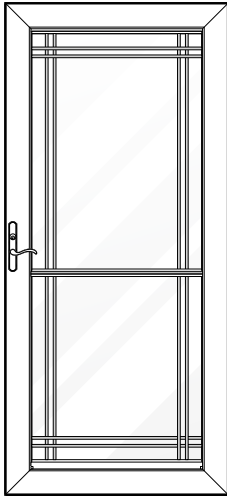


- InVent™ Retractable Screen System
- Outside corners are secured to corrosion-proof gussets, for structural integrity
- Color matched aluminum installation screw covers enhance the appearance of your door
- Triple Bottom Sweep eliminates drafts
- Multi-hollow construction provides greater strength and security than standard storm doors
- The reinforced aluminum kick panel adds durability


SPECTRUM	DURAGUARD	DELUXE	DECORATOR	SUPERVIEW
✓	✗	✗	✗	✗
✓	✓	✓	✓	✓
✓	✓	✓	✗	✓
✓	✓	✓	✓	✓
✓	✓	✓	✓	✗
✓	✓	✓	✗	✗



DECORATOR™



SUPERVIEW™



FOR PAINT COLORS
SEE PAGE 42



Available in all
paint colors



- The aluminum kick panel resists rust and adds strength
- Corner keys provide added support to the inside of the door frame
- Aluminum wall thickness up to 20% thicker than industry standard
- The .023 gauge stainless steel screen offers extra security and protection (12 x 12 mesh)
- Non-operable sash/screen secured by internal lock system or color matched polycarbonate clips
- Standard insulated frame core to help reduce air movement

SPECTRUM	DURAGUARD	DELUXE	DECORATOR	SUPERVIEW
✓	✓	✓	✗	✓
✓	✓	✓	✓	✗
✓	✓	✓	✓	✗
✗	✓	✗	✗	✗
✗	✗	Clips	Internal Lock	Clips
Optional	Optional	Optional	✓	✗



STORM DOOR HARDWARE & ACCESSORIES

Handles and hardware in brass, nickel, bronze, black or white provide a handsome accent to a sturdy storm door. Choose from traditional or contemporary styles to suit your taste.

Bright Brass

Satin Nickel

Antique Brass

Aged Bronze

Black

White

PIANO HINGE & BOTTOM EXPANDER



EASY-SET CLOSER





DISCOVER MORE

WEBSITE

ProVia.com makes it easy to explore and compare numerous door, window, siding, stone or roofing options in a straightforward, interactive way. Configure a door or window, visualize products on your home, explore color palettes, and learn about different architectural styles—all from our innovative Design Center. Save your favorite products, colors, photos or ideas throughout the site into your own ProVia portfolio for reference any time and share them across your favorite social media platforms. ▶

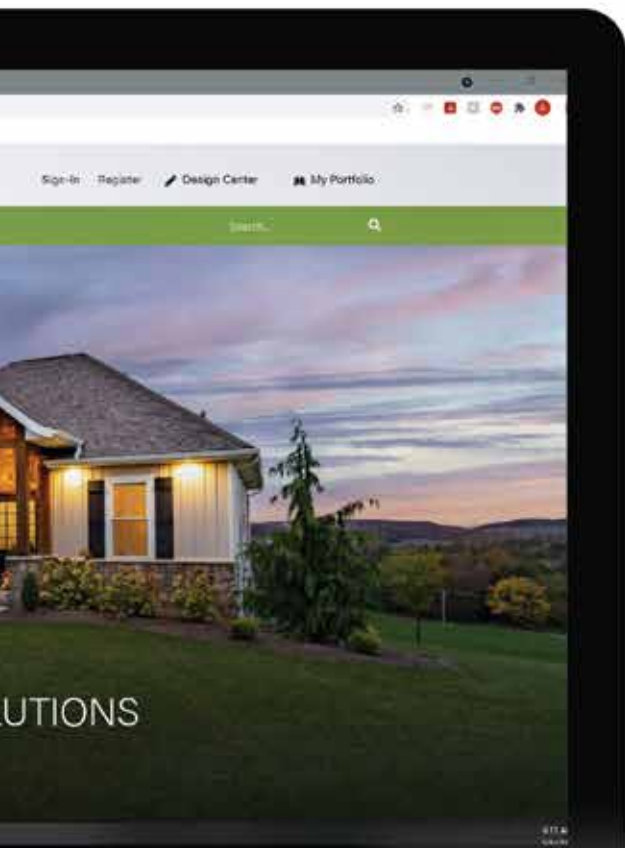
VISUALIZER

Let your imagination run free with this exterior home design tool. Select from a library of existing home styles or upload a photo of your own home.

In a few easy steps, update your siding color, add stone or metal roofing, configure windows, or create a one-of-a-kind entry door system.

Looking for professionally inspired color and product palettes? Apply one of our pre-selected Designer Collections to create a curb-appealing look. ▾





APP

Use the ProVia app to configure doors and windows or select from an extensive collection of vinyl siding, manufactured stone and metal roofing styles.

FEATURES

Door and Window Configuration

Vinyl Siding Profiles, Colors and Accessory Accents

Manufactured Stone Styles, Color Palettes and Grout Options

Metal Roofing Profiles, Trims and Colors

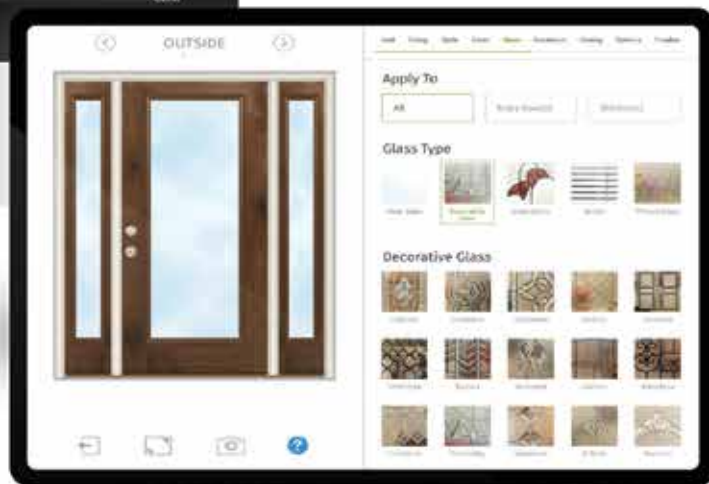
Videos, Photo Galleries and Catalogs

ProVia Dealer Locator



SOCIAL MEDIA

We love seeing how you apply our products to your ▾ home. Please share your photos with us.





When I see a ProVia door on a home, it makes me really proud of the work we do. We put a lot of care and precision into the design and engineering of each product, and I think it really shows. Our products don't just do the job, they do it with excellence and beauty.

| Production Supervisor



OUR MISSION:

— TO SERVE, BY CARING FOR —
DETAILS
IN WAYS OTHERS WON'T

At ProVia, we care about our customers as much as we do the products and services we meticulously provide. We combine old-world craftsmanship with state-of-the-art technology to deliver personalized care with every order. We invite you to experience ProVia's full line of products crafted The Professional Way - which includes the industry's best in doors, windows, siding, stone and roofing.

Browse our full line of products at
provia.com



DOORS



WINDOWS



SIDING



STONE



ROOFING





“To serve, by caring for details in ways others won’t.” It’s not just our mission, but a way of letting our light shine every day at ProVia®. We continually strive to put these words into action by providing unmatched quality and service. The P-icon symbolizes each employee’s commitment to devoting the utmost care, pride and quality into each building product we manufacture...it’s The Professional Way.



DOORS | WINDOWS
SIDING | STONE | ROOFING
provia.com

© 2022 ProVia
P-MK-03004-22 | 11/21

Distributed by: